

ADAPTIVE SEARCH-BASED HIERARCHICAL MOTION ESTIMATION USING SPATIAL PRIORS

Michael Santoro, Ghassan Al-Regib, and Yucel Altunbasak

School of Electrical and Computer Engineering, Georgia Institute of Technology, Atlanta, GA, U.S.
{msantoro, alregib, yucel}@gatech.edu

Keywords: Block Matching: True Motion Estimation (ME): HBM: Smoothness Constraints: Regularization: Recursive Search (RS).

Abstract: Since motion estimation via block matching is an ill-posed problem, it requires the use of smoothness constraints to regularize the motion field. The block matching error and smoothness constraints together form an energy expression to be minimized. Motion vectors (MVs) from a candidate set are used to determine which MV minimizes the overall energy. These MVs, which may consist of spatial or temporal MVs, determine the quality of the motion field. Therefore, to ensure a high-quality motion field, we propose a new method to improve the quality of the MVs. The proposed method uses a novel approach to incorporate prior spatial MVs into block matching. By incorporating these MVs into block matching, we significantly reduce the size of the candidate set and improve the quality of the motion field.

1 INTRODUCTION

Accurate motion estimation has become a defining factor in applications such as video compression, object tracking, frame-rate conversion, and super-resolution (de Haan, 2000). To enable real-time applications, block-matching-based motion estimation is frequently chosen for its ease of implementation and low hardware complexity. However, motion estimation via block matching is an ill-posed problem, and block matching alone is not sufficient for generating motion fields that represent the true motion of objects. Therefore, it is necessary to introduce regularization (“smoothness”) constraints in order to solve the ill-posed nature of block matching. In previous works (Yin et al., 2006)(Bartels and de Haan, 2010)(Tai et al., 2008)(Huska and Kulla, 2007)(Chen et al., 1996)(de Haan et al., 1993), smoothness constraints were applied following a coarse estimation of the motion field via block matching. In this paper, however, we introduce a novel method that incorporates smoothness constraints into both block matching and subsequent refinement of the motion field.

Block matching makes use of the translational-motion model and brightness-constancy assumption to estimate the motion of blocks between image pairs. Block matching methods in the literature almost exclusively use the Sum of Absolute Deviations (SAD) correlation metric, which computes the L1 norm of pixel differences. However, for brightness variations, uniform regions, repeating patterns, and complex motions such as rotation and zooming, block match-

ing has been shown to perform poorly (Kordasiewicz et al., 2007).

To regularize the ill-posed nature of block matching, i.e., to convert the motion estimation problem into a convex problem, smoothness constraints have been introduced (Yin et al., 2006)(Bartels and de Haan, 2010). Smoothness constraints operate on the assumption that the motion field generated via block matching should be locally constant. It has been shown (Bartels and de Haan, 2010)(de Haan et al., 1993) that improvements in the quality of the motion field can be made by forming a candidate set of spatiotemporal MVs around the reference MV, and by choosing an edge-preserving smoothness constraint which penalizes deviations among MVs. The spatiotemporal MVs that form the candidate set may include temporal MVs from previous image pairs in an image/video sequence, spatial MVs from the current image pair, and/or spatial MVs from a hierarchy generated on the current image pair. However, we restrict our development in this paper to spatial MVs and leave temporal MVs for future work.

The remainder of this paper is organized as follows. In section 2, we combine both block matching and regularization into a Bayesian framework to develop an expression for minimizing the overall energy. An overview of the HBM framework is discussed in section 3. In section 4, we discuss our novel method of using smoothness constraints within the HBM framework. Experimental results are shown in section 5, and the conclusions of the paper are presented in section 6.

2 ENERGY MINIMIZATION

2.1 Bayesian Framework

In this section, we develop a Bayesian framework that combines the SAD and smoothness constraints to determine which MV from the candidate set minimizes the overall energy. In order to minimize the energy expression, we assume that a coarse estimation of the motion field has been obtained using SAD minimization only.

We wish to maximize the probability of choosing a MV given the SAD error between motion-compensated blocks in the adjacent image and the spatial MVs of blocks in the current image. The MV v_i for the block under consideration in the current image and its spatial MVs v^s form a set of candidate MVs, $\mathbf{V}^{k \times k}$, where $k \times k$ is the size of the neighborhood. Using Bayes' theorem, we relate the current MV to the SAD error and spatial MVs as follows:

$$p(v_i | d, v^s) = \frac{p(d | v_i, v^s)p(v_i | v^s)}{p(d | v^s)}, \quad (1)$$

where d is the SAD error between the motion-compensated blocks, v^s contains the spatial MVs, and v_i is one of the MVs from $\mathbf{V}^{k \times k}$. We now examine each term on the right-hand side of (1). The first term, $p(d | v_i, v^s)$, can be written as $p(d | v_i)$ since the error d only depends on the current MV and not its spatial neighbors. If we assume that the error is additive, white, Gaussian noise, then $p(d | v_i)$ can be rewritten as

$$p(d | v_i) = \frac{1}{\sqrt{2\pi\sigma^2}} \times \exp \left\{ -\frac{1}{2\sigma^2} \sum_{\mathbf{x} \in B} |y_k(\mathbf{x}) - y_{k-1}(\mathbf{x} + v_i)| \right\}, \quad (2)$$

where σ^2 is the variance of the pixel differences, \mathbf{x} is the pixel position within a square pixel block B , and y_k, y_{k-1} represent the current and adjacent images, respectively. From (2), it can be seen that each pixel within block B of the current image $y_k(\mathbf{x})$ is subtracted from the corresponding motion-compensated pixel in the adjacent image, $y_{k-1}(\mathbf{x} + v_i)$.

The second term on the right-hand side of (1), $p(v_i | v^s)$, denotes the conditional probability of MV v_i given the spatial MVs, v^s . This term represents the prior term in the Bayesian formulation, and under the assumption of having Markovian properties, can be expressed as a realization of a Gibbs random field (Konrad and Dubois, 1992). We therefore express $p(v_i | v^s)$ as a Gibbs distribution as follows:

$$p(v_i | v^s) = \frac{1}{Z} \exp \{-U(v_i | v^s)\}, \quad (3)$$

where Z is a normalizing constant and $U(v_i | v^s)$ is an energy function which measures the similarity of MV v_i to the spatial MVs, v^s . We use the energy function to define the ‘‘smoothness’’ of the MV field. A MV field is described as smooth if the differences between the current MV and spatial MVs is small. To characterize the smoothness, we wish to find a robust metric which penalizes the deviation of MVs. Therefore, we express the energy function of (3) as

$$U(v_i | v^s) = \sum_{j \in v^s} V(v_i, v_j), \quad (4)$$

where $V(v_i, v_j)$ is a function which assigns a penalty to the deviation of v_i and v_j .

The term in the denominator of (1) is not a function of v_i and can be replaced with a constant. Next, we combine (2), (3), and (4) to maximize the right-hand side of (1).

To find the MV \hat{v}_i which maximizes the right-hand side of (1), i.e.,

$$\hat{v}_i = \arg \max_i p(d | v_i, v^s)p(v_i | v^s), \quad (5)$$

we substitute (2),(3), and (4). Therefore, (5) becomes

$$\hat{v}_i = \arg \max_i \frac{1}{Z\sqrt{2\pi\sigma^2}} \exp \left\{ -\frac{1}{2\sigma^2} \sum_{\mathbf{x} \in B} |y_k(\mathbf{x}) - y_{k-1}(\mathbf{x} + v_i)| - \sum_{j \in v^s} V(v_i, v_j) \right\}. \quad (6)$$

An equivalent representation of (6) can be formed by ignoring the constant terms and minimizing the negative logarithm, i.e.,

$$\hat{v}_i = \arg \min_i \left\{ \sum_{\mathbf{x} \in B} |y_k(\mathbf{x}) - y_{k-1}(\mathbf{x} + v_i)| + \sum_{j \in v^s} V(v_i, v_j) \right\}. \quad (7)$$

To form the equation for the minimizing the overall energy, we re-write (7) as

$$E = \min_i \{ \text{SAD}(\mathbf{x}, \mathbf{x} + v_i) + \lambda \text{Smoothness}(v_i, v_j^s) \}, \quad (8)$$

where E is the overall energy, v_j^s contains the spatial neighbors of v_i , and we have introduced Lagrange multiplier λ to weight the smoothness term.

2.2 Smoothness Penalty Function

Bartels and Haan (Bartels and de Haan, 2010) evaluated the effect of several smoothness constraints on the quality of the motion field. In our research, we

conducted similar tests for different penalty functions and neighborhood sizes using the Middlebury test sequences (Baker et al., 2011). Similar to (Bartels and de Haan, 2010), we found the optimal model for the penalty function as follows:

$$\text{Smoothness}(v_i, v_j^s) = \sum_{j \in v_j^s} \|v_i - v_j\|_1, \quad (9)$$

where $\|v_i - v_j\|_1$ denotes the L1 norm between MVs v_i and v_j .

3 HIERARCHICAL BLOCK MATCHING

3.1 Overview

The basic idea behind Hierarchical Block Matching (HBM) is to create a pyramid for the pair of images whose motion we wish to estimate (Bierling, 1988).

Following the creation of a pyramid for each image, the HBM algorithm performs block matching at each level successively, starting with the lowest resolution level (Bierling, 1988). The lowest resolution level uses large blocks and a modest search size to determine a rough estimate of the MVs. The MVs are then passed up to the next higher resolution level to initialize the search. As the algorithm progresses to higher resolution levels, the search and block size may be reduced since an initial estimate was provided by the previous level.

3.2 Search Strategies

Block-matching-based algorithms form a search window in the adjacent image for the block whose MV is to be determined, as shown in Fig. 1. Then, a search for the block that minimizes the SAD error is performed in raster scan order (top left to bottom right). To see why raster scan is sub-optimal, consider a block which resides in a uniform region, i.e., the majority of the blocks in the search area produce the same SAD error. In this case, which is shown in Fig. 1, the block in the top left corner of the search window will always be selected as the block with the minimum SAD error.

To improve the likelihood of selecting the best block in the event that multiple blocks produce the same SAD error, we use a spiral search strategy. Spiral search relies on the observation that the block in the adjacent image which minimizes the SAD error is likely to be in the vicinity of the block in the current image. An example of spiral search is shown in Fig. 1, where the search direction is indicated by the arrows.




Figure 1: HBM using spiral search order.

3.3 Candidate Sets

Recall that the MVs in the candidate set are used in the smoothness constraints and tested in the penalty function of (9). When utilizing the HBM framework, the size of the candidate set may be increased after the MVs for the first (lowest resolution) level of the hierarchy have been determined. The additional MVs in the candidate set are taken from the spatial MVs at the previous level of the hierarchy. If a second-order neighborhood is used for the smoothness constraints, the expanded candidate set will consist of 18 spatial MVs for the desired image pair. The expanded candidate set is shown in Fig. 2. As shown in Fig. 2, MV

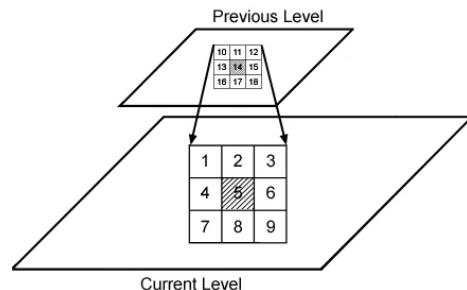


Figure 2: Candidate set using two levels of hierarchy.

‘5’ (shaded) is the reference MV for the current level, and MV ‘14’ (shaded) is the corresponding MV for the previous level of the hierarchy. To determine the MV which minimizes the energy, each of the possible 18 MVs may be tested in (8). We refer to this method as multiple candidate search (MCS), and it is further described in section 5.2. However, the proposed algorithm introduced in the next section uses a reduced candidate set of only nine MVs and produces a higher quality motion field.

4 SMOOTHNESS CONSTRAINTS WITHIN HBM

To motivate the methodology in this section, we examine two possible cases where the block matching search will fail. For the spiral search strategy

introduced in section 3.2, the initial search direction is ambiguous. Rather than performing the search in the clockwise direction, the search could also be performed in the counter-clockwise direction. In addition, the first searched block could be any of the neighbors.

Two cases where multiple matches may exist depending on the search direction are shown in Fig. 3. The image on the left contains vertical window blinds

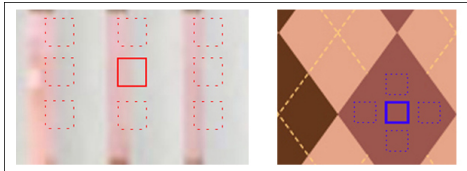


Figure 3: Examples of images containing multiple matches.

which repeat in the horizontal direction. The solid block in the image represents the block whose MV we wish to determine, and the blocks with dotted lines represent possible matches. The image on the right contains a pattern taken from a textured region. Similarly, the solid block represents the block whose MV we wish to determine, and the blocks with the dotted lines represent possible matches.

Even in the absence of motion, there are multiple minimums for the blocks in both images. However, a unique minimum can be found in both images if a larger block size is used. Fortunately, the HBM framework is well-suited to handle such cases. In the HBM framework, the initial level of the hierarchy contains large blocks which provide an initial estimate of the motion.

Therefore, we wish to take advantage of the previous level’s MV to infer the best matching block at the current level of the hierarchy.

To solve the multiple match problem in Fig. 3, other works (Bartels and de Haan, 2010)(de Haan et al., 1993) have introduced new MVs into the candidate set by adding normal distributed noise, i.e.,

$$\mathbf{v}_{new} = \{\mathbf{v}_{old} + \mathbf{n} \mid \mathbf{n} \sim N(0, \sigma^2)\}, \quad (10)$$

where \mathbf{v}_{old} is one of the MVs in the original candidate set, and \mathbf{v}_{new} is a new MV introduced into the candidate set by adding normal distributed noise, \mathbf{n} . However, we do not consider this approach for various reasons: 1) It is difficult to determine how many candidates to include and the value of σ ; 2) Since new candidates are randomly introduced without regard to the data, it is possible that a false minimum may be introduced in the candidate set; 3) The computation time significantly increases as more candidates must be tested in (8).

4.1 Proposed Method

In the proposed method, we introduce two energy terms similar to (8). The first term, SAD_{min} , represents the minimum SAD value for the current level of the hierarchy without regard to any spatial MVs from the previous level.

The second term, $Smoothness_{min}$, represents the MV that has the smallest penalty with the previous level’s MVs for all of the possible positions in the block matching search range.

We then form the following two expressions:

$$\begin{aligned} E_1 &= SAD_{min} + Smoothness_1 \\ E_2 &= SAD_2 + Smoothness_{min}, \end{aligned} \quad (11)$$

where $Smoothness_1$ is the penalty (using previous level’s MVs) for the MV determined by SAD_{min} , and SAD_2 is the SAD value for the block whose MV produced the $Smoothness_{min}$ value.

The decision rule for choosing one of the two possible MVs is given as follows:

$$\begin{aligned} & \text{if } (E_2 < E_1) \\ & \quad \text{choose } MV_2 \\ & \text{else} \\ & \quad \text{choose } MV_1, \end{aligned} \quad (12)$$

where MV_1 is the MV corresponding to E_1 and MV_2 is the MV corresponding to E_2 . The decision rule in (12) is based on empirical evidence which suggests that greater preference should be given to the block which minimizes the SAD error (E_1) rather than the block which minimizes the MV penalty, i.e., E_2 .

4.2 Refinement

Following the selection of MV_1 or MV_2 for all of the blocks in the current image, we may then use the spatial MVs at the current level of the hierarchy to refine the motion field over multiple iterations using (8). As will be shown in section 5, the proposed decision rule in (12) produces a higher quality motion field using only the spatial MVs for the current level in the refinement process; i.e., testing the spatial MVs from the previous level of the hierarchy in (8) will not further improve the quality of the motion field.

5 RESULTS

In this section, we show that using smoothness constraints in HBM improves the quality of the motion field. All of the results shown in this section were

generated using the Middlebury test sequences with known ground-truth MVs (Baker et al., 2011).

For our algorithm, we used a three-level hierarchy for HBM, where the bottom level (highest resolution) contains the original images interpolated by a factor of two (to obtain subpixel accurate MVs).

For any given level of the hierarchy, three iterations were performed for each block size, and the block size was successively reduced down to 2x2 blocks. The execution time for the algorithm was under one second on a 2.8 GHz Intel i7 CPU running a single thread.

In section 2.1, the Lagrange multiplier λ was introduced. We initialized λ to a small value (twice the block size) and increased its value as the iterations progressed.

5.1 Proposed Method vs. MCS

In this section, we compare the proposed method of introducing smoothness constraints into HBM with MCS using the endpoint error metric, which is given as follows:

$$EE = \sqrt{(u - u_{GT})^2 + (v - v_{GT})^2}. \quad (13)$$

In (13), (u, v) is the computed MV and (u_{GT}, v_{GT}) is the ground-truth MV. As shown in Table 1, the pro-

Image Pair	MCS Endpoint Error	Proposed Endpoint Error	Improv. in dB
Grove2	0.353	0.330	0.30dB
Grove3	0.813	0.793	0.11dB
Hydrangea	0.277	0.270	0.11dB
Rubber	0.252	0.245	0.12dB
Urban2	0.579	0.565	0.11dB
Urban3	1.32	1.21	0.38dB
Venus	0.434	0.391	0.45dB

Table 1: Improvement of proposed algorithm over MCS.

posed algorithm results in an improvement for all of the test sequences. The largest improvement occurred for the “Venus” sequence (0.45dB), and the average improvement for all sequences was 0.23dB.

6 CONCLUSION

As shown in section 5, applying smoothness constraints in HBM produced an improvement in the

quality of the motion field without increasing the size of the candidate set, and possible bad minimums were not introduced. For the “Grove2”, “Urban3”, and “Venus” sequences of Table 1, which contain large motion discontinuities, the proposed algorithm was shown to significantly outperform the MCS approach.

Even with the improvements produced by smoothness constraints in HBM, there are still cases in which the motion cannot be accurately estimated (e.g., occlusion, complex motion). In such cases, a validity metric should be used to characterize the accuracy of the computed MVs.

REFERENCES

- Baker, S., Scharstein, D., Lewis, J., Roth, S., Black, M., and Szeliski, R. (2011). A database and evaluation methodology for optical flow. *International Journal of Computer Vision*, 92:1–31.
- Bartels, C. and de Haan, G. (2010). Smoothness constraints in recursive search motion estimation for picture rate conversion. *IEEE Transactions on Circuits and Systems for Video Technology*, 20(10):1310–1319.
- Bierling, M. (1988). Displacement estimation by hierarchical block matching. In *Visual Communications and Image Processing*.
- Chen, Y.-K., Lin, Y.-T., and Kung, S. (1996). A feature tracking algorithm using neighborhood relaxation with multi-candidate pre-screening. In *International Conference on Image Processing, 1996*, volume 2, pages 513–516.
- de Haan, G. (2000). *Video processing for multimedia systems*. Eindhoven.
- de Haan, G., Biezen, P., Huijgen, H., and Ojo, O. (1993). True-motion estimation with 3-d recursive search block matching. *IEEE Transactions on Circuits and Systems for Video Technology*, 3(5):368–379, 388.
- Huska, J. and Kulla, P. (2007). A new recursive search with multi stage approach for fast block based true motion estimation. In *17th International Conference, Radioelektronika, 2007.*, pages 1–6.
- Konrad, J. and Dubois, E. (1992). Bayesian estimation of motion vector fields. *IEEE Transactions on Pattern Analysis and Machine Intelligence*, 14(9):910–927.
- Kordasiewicz, R., Gallant, M., and Shirani, S. (2007). Affine motion prediction based on translational motion vectors. *IEEE Transactions on Circuits and Systems for Video Technology*, 17(10):1388–1394.
- Tai, S.-C., Chen, Y.-R., Huang, Z.-B., and Wang, C.-C. (2008). A multi-pass true motion estimation scheme with motion vector propagation for frame rate up-conversion applications. *Journal of Display Technology*, 4(2):188–197.
- Yin, H. B., Fang, X. Z., Yang, H., Yu, S. Y., and Yang, X. K. (2006). Motion vector smoothing for true motion estimation. In *ICASSP 2006. International Conference on Acoustics, Speech and Signal Processing*, volume 2, page II.